



# Filex Code lock

## USER MANUAL




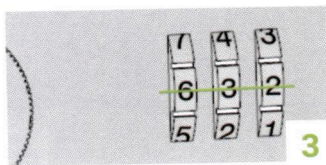
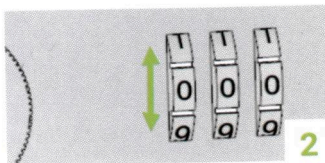

### Opening the Key Box

- Enter the combination by turning the number wheels (or the manufacturer's combination 000 when using for the first time).
- Turn the switch to the open position and the box will open.

### Setting the combination

- 1 There is a switch on the inside of the door. Slide the switch from A to B.
  - 2 Turn the number wheels to set a new combination.
  - 3 Make sure that all the numbers are lined up.
  - 4 Slide the switch back from B to A.
- ✓ The combination has now been set.

*Caution! Test the combination with the door open first*



### Closing the Key Box

- Enter the combination in the door by turning the number wheels.
- Turn the switch to the close position and the box is locked.
- Turn the number wheels so that the combination is no longer visible.